

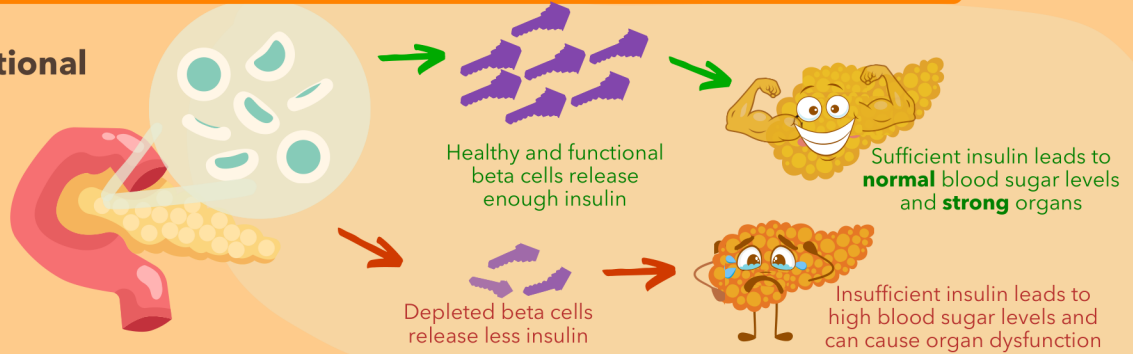


BMF 219 in Diabetes

WHAT IS THE BIOLOGICAL CAUSE OF DIABETES?

A progressive loss of functional beta cells in the pancreas

A depleted pool of functional beta cells in the pancreas releases less insulin, which leads to high blood sugar levels and can cause organ dysfunction.

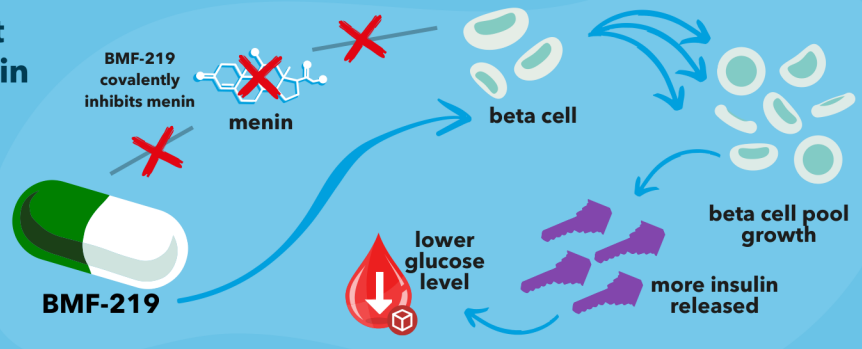


HOW DOES BMF-219 INTEND TO IMPACT BETA CELLS?

BMF-219 inhibits an important protein that potentially controls beta cell growth - menin

BMF-219 is a first-in-class investigational oral molecule in clinical development directly targeting menin.

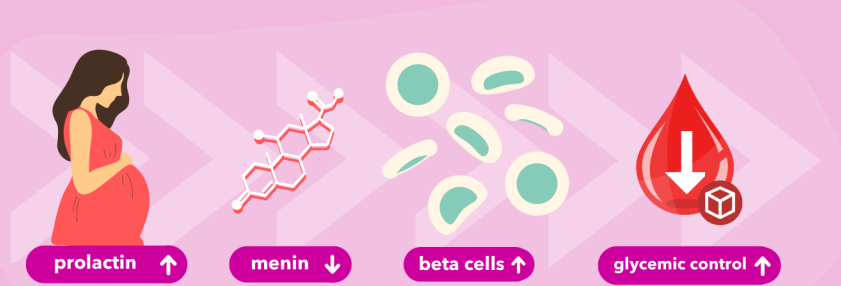
BMF-219 explores the potential to cure diabetes by naturally regenerating insulin-producing beta cells through the potent and durable inhibition of menin.



IS THERE A NATURALLY OCCURRING PROOF-OF-CONCEPT?

Stanford researchers* have demonstrated preclinically that during pregnancy, the hormone prolactin down-regulates menin, which results in the proliferation of maternal pancreatic beta cells, increased insulin production, and the maintenance of normal glucose levels to prevent gestational diabetes.

*Menin Controls Growth of Pancreatic b-Cells in Pregnant Mice and Promotes Gestational Diabetes. Science, (2007), 801-806, 318



HOW DO YOU MEASURE SUCCESS IN DIABETES?



After only several weeks of dosing with BMF-219, our goal is to increase the pool of functional beta cells which can then potentially produce sufficient insulin naturally. We are developing BMF-219 in clinical trials to see how this impact may over time translate into normalized glucose and lowered HbA1c levels for diabetic patients. Large investigational studies will be required to understand the full impact a new investigational agent like BMF-219 may have.

